

TM 11-6625-599-40P-1

---

**TECHNICAL MANUAL**

**GENERAL SUPPORT MAINTENANCE REPAIR PARTS AND SPECIAL TOOLS LIST  
(INCLUDING DEPOT MAINTENANCE REPAIR PARTS AND SPECIAL TOOLS)**

**FOR**

**VOLTMETER, ELECTRONIC AN/USM-98A  
(NSN 6625-00-753-2115)**

---

**HEADQUARTERS, DEPARTMENT OF THE ARMY**

**18 AUGUST 1980**





**GENERAL SUPPORT MAINTENANCE REPAIR PARTS AND SPECIAL TOOLS LISTS  
(INCLUDING DEPOT MAINTENANCE REPAIR PARTS AND SPECIAL TOOLS)  
FOR  
VOLTMETER, ELECTRONIC AN/USM-98A  
(NSN 6625-00-753-2115)  
Current as of 4 March 1980**

**REPORTING ERRORS AND RECOMMENDING IMPROVEMENTS**

**You can help improve this manual. If you find any mistakes or if you know of a way to improve the procedures, please let us know. Mail your letter, DA Form 2028 (Recommended Changes to Publications and Blank Forms), or DA Form 2028-2 located in back of this manual direct to: Commander, US Army Communications and Electronics Materiel Readiness Command, ATTN: DRSEL-ME-MQ, Fort Monmouth, N.J. 07703.**

**In either case a reply will be furnished direct to you.**

**Table of Contents**

	Page	Illus Figure
SECTION I. Introduction . . . . .	1	
II. Repair parts list . . . . .	5	
GROUP 00 Voltmeter, Electronic AN/USM-98A . . . . .	5	1
01 Voltmeter, Electronic ME-161A/U . . . . .	7	2
Voltmeter, Electronic ME-161A/U, Panel Assembly, Rear View . . . . .	9	3
Voltmeter, Electronic ME-161A/U, Panel Assembly, Front View . . . . .	11	4
Voltmeter, Electronic ME-161A/U, Side View . . . . .	13	5
Voltmeter, Electronic ME-161A/U, Circuit Board Assembly, 801B-403 . . . . .	15	6
Voltmeter, Electronic ME-161A/U, Circuit Board Assembly, 801B-405 . . . . .	17	7
Voltmeter, Electronic ME-161A/U, Circuit Board Assembly, 801B-523 . . . . .	21	8
Voltmeter, Electronic ME-161A/U, Circuit Board Assembly . . . . .	25	9
02 Test Lead Set, CX-1331/U . . . . .	27	10
Test Lead Set, CX-1331/U, Test Lead Black . . . . .	29	11
SECTION III. Special tools list (Not applicable)		
IV. National stock number and part number index . . . . .	30	

\*This manual supersedes so much of TM 11-6625-599-45, 5 May 1965, including Change 2, 26 August 1971 as pertains to repair parts and special tools list.



## SECTION I

### INTRODUCTION

#### 1. Scope

This manual lists spares and repair parts; special tools; special test, measurement, and diagnostic equipment (TMDE), and other special support equipment required for performance of general support maintenance of the AN/USM-98A. It authorizes the requisitioning and issue of spares and repair parts as indicated by the source and maintenance codes.

#### 2. General

This Repair Parts and Special Tools List is divided into the following sections:

*a. Section II. Repair Parts List.* A list of spares and repair parts authorized for use in the performance of maintenance. The list also includes parts which must be removed for replacement of the authorized parts. Parts lists are composed of functional groups in numeric sequence, with the parts in each group listed in figure and item number sequence.

*b. Section III. Special Tools List.* Not applicable.

*c. Section IV. National Stock Number and Part Number Index.* A list, in National item identification number (NIIN) sequence, of all National stock numbers (NSN) appearing in the listings, followed by a list, in alphanumeric sequence, of all part numbers appearing in the listings. National stock numbers and part numbers are cross-referenced to each illustration figure and item number appearance.

#### 3. Explanation of Columns

*a. Illustration.* This column is divided as follows:

(1) *Figure number.* Indicates the figure number of the illustration on which the item is shown.

(2) *Item number.* The number used to identify item called out in the illustration.

*b. Source, Maintenance, and Recoverability (SMR) Codes.*

(1) *Source code.* Source codes indicate the manner of acquiring support items for maintenance, repair, or overhaul of end items. Source codes are entered in the first and second positions of the Uniform SMR Code format as follows:

<i>Code</i>	<i>Definition</i>
PA	Item procured and stocked for anticipated or known usage.
XD	A support item that is not stocked. When required, item will be procured through normal supply channels.

#### NOTE

Cannibalization or salvage may be used as a source of supply for any items source coded above except those coded XA and aircraft support items as restricted by AR 700-42.

(2) *Maintenance code.* Maintenance codes are assigned to indicate the levels of maintenance authorized to USE and REPAIR support items. The maintenance codes are entered in the third and fourth positions of the Uniform SMR Code format as follows:

(a) The maintenance code entered in the third position will indicate the lowest maintenance level authorized to remove, replace, and use the support item. The maintenance code entered in the third position will indicate one of the following levels of maintenance:

<i>Code</i>	<i>Application/Explanation</i>
O	Support item is removed, replaced, used at the organizational level.
H	Support item is removed, replaced, used at the general support level.

(b) The maintenance code entered in the fourth position indicates whether the item is to be repaired and identifies the lowest maintenance level with the capability to perform complete repair (i.e., all authorized maintenance functions). This position will contain one of the following maintenance codes:

<i>Code</i>	<i>Application/Explanation</i>
H-	The lowest maintenance level capable of complete repair of the support item is the general support level.
Z	Nonreparable. No repair is authorized.

(3) *Recoverability code.* Recoverability codes are assigned to support items to indicate the disposition action on unserviceable items. The recoverability code is entered in the fifth position of the Uniform SMR Code format as follows:

Recoverability codes

Definition

Z – Nonreparable item. When unserviceable, condemn and dispose at the level indicated in position 3.

H – Reparable item. When uneconomically reparable, condemn and dispose at the general support level.

c. *National Stock Number.* Indicates the National stock number assigned to the item and will be used for requisitioning purposes.

d. *Part Number.* Indicates the primary number used by the manufacturer (individual, company, firm, corporation, or Government activity), which controls the design and characteristics of the item by means of its engineering drawings, specifications, standards, and inspection requirements to identify an item or range of items.

**NOTE**

When a stock numbered item is requisitioned, the repair part received may have a different part number than the part being replaced.

e. *Federal Supply Code for Manufacturer (FSCM).* The FSCM is a 5-digit numeric code listed in SB 708-42 which is used to identify the manufacturer, distributor, or Government agency, etc.

f. *Description.* Indicates the Federal item name and, if required, a minimum description to identify the item.

g. *Unit of Measure (U/M).* Indicates the standard of the basic quantity of the listed item as used in performing the actual maintenance function. This measure is expressed by a two-character alphabetical abbreviation (e.g., ea, in, pr, etc). When the unit of measure differs from the unit of issue, the lowest unit of issue that will satisfy the required units of measure will be requisitioned.

h. *Quantity Incorporated in Unit.* Indicates the quantity of the item used in the breakout shown on the illustration figure, which is prepared for a functional group, subfunctional group, or an assembly. A

“V” appearing in this column in lieu of a quantity indicates that no specific quantity is applicable, (e.g., shims, spacers, etc).

**4. Special Information**

The following publications pertain to the AN/USM-98A and its components:

TM 11-6625-599-12, Voltmeters, Electronic AN/USM-98A and AN/USM-98B.

TM 11-6625-599-45, Voltmeters, Electronic AN/USM-98A and AN/USM-98B.

**5. How to Locate Repair Parts**

a. When National stock number or part number is unknown.

(1) *First.* Using the table of contents, determine the functional group within which the item belongs. This is necessary since illustrations are prepared for functional groups and listings are divided into the same groups.

(2) *Second.* Find the illustration covering the functional group to which the item belongs.

(3) *Third.* Identify the item on the illustration and note the illustration figure and item number of the item.

(4) *Fourth.* Using the Repair Parts Listing, find the figure and item number noted on the illustration.

b. When National stock number or part number is known.

(1) *First.* Using the Index of National Stock Numbers and Part Numbers, find the pertinent National stock number or part number. This index is in NIIN sequence followed by a list of part numbers in alphanumeric sequence, cross-referenced to the illustration figure number and item number.

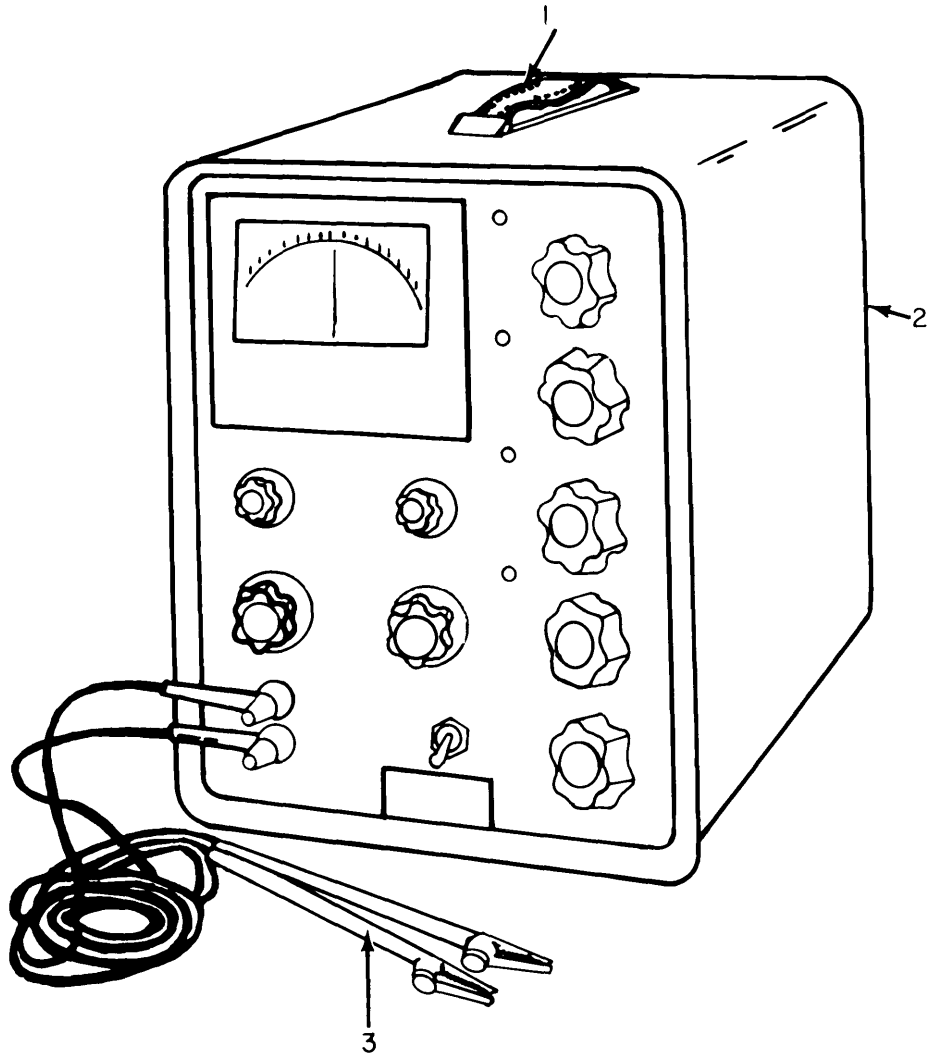
(2) *Second.* After finding the figure and item number, locate the figure and item number in the repair parts list.

**6. Abbreviations.**

Not applicable.

(Next printed page is 4)





EL4WW001

Figure 1. Voltmeter, Electronic, AN/USM-98A.



TM11-6625-599-4SECTION II

(1) ILLUSTRATION (A) FIG NO.	(2) (B) ITEM NO.	(3) SMR CODE	(4) NATIONAL STOCK NUMBER	(4) PART NUMBER	(5) FSCM	(6) DESCRIPTION	(7) USABLE ON COIU/M	(8) QTY INC IN UNIT
1	1	PAHZZ	6625-00-078-5395	407-101	89536	HANDLE ASSEMBLY	EA	1
1	2	PAHZZ	6625-00-753-2114	ME-161A/U	80058	VOLTMETER, ELECTORNIC	EA	1
1	3	PAHZZ	6625-00-390-5716	CX-1331/U	80058	TEST LEAD SET	EA	1

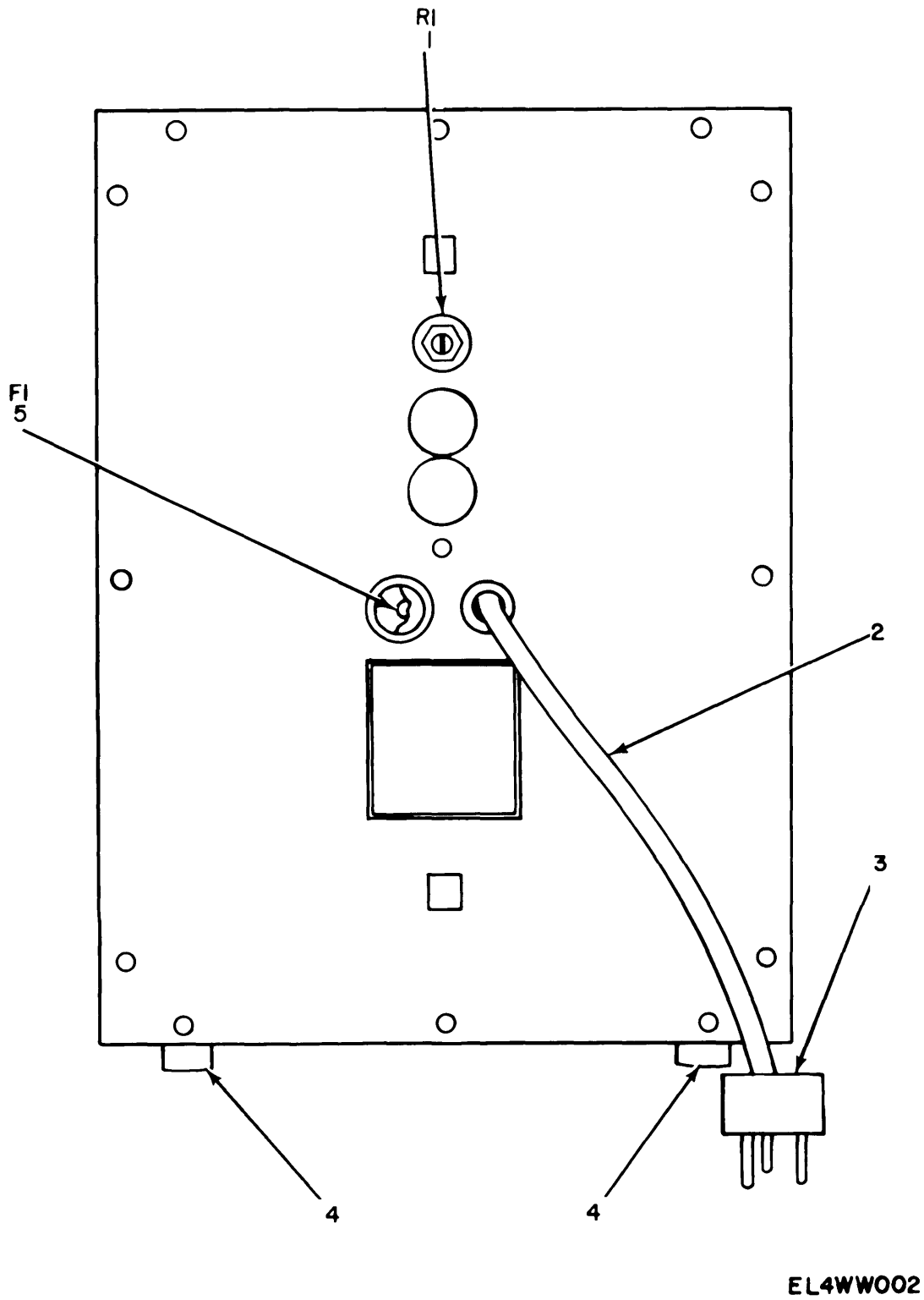


Figure 2. Voltmeter, Electronic, ME-161A/U.

(1) ILLUSTRATION (A) FIG NO.	(2) (B) ITEM NO.	(3) SMR CODE	(4) NATIONAL STOCK NUMBER	(4) PART NUMBER	(5) FSCM	(6) DESCRIPTION	(7) USABLE ON COIU/M	(8) QTY INC IN UNIT
GROUP 01 VOLTMETER, ELECTRONIC ME-161A/7								
2	1	PAHZZ	5905-00-797-3867	P5KA	89536	RESISTOR, VARIABLE, W	EA	1
2	2	XDHZZ		CO-03LGF(3/18)02 60	81349	CABLE, POWER, ELEC	FT	7
2	3	PAHZZ	5935-01-005-3579	UP121M	81349	CONNECTOR, PLUG, ELEEC	EA	1
2	4	PAHZZ	5340-00-598-2754	BH-2097	12598	BUMPER, RUBBER	EA	4
2	5	PAOZZ	5920-00-199-9498	6900-15	28569	FUSE, CARTRIDGE OR	EA	1
2	5	XDOZZ		10300253	18876	FUSE, CARTRIDGE OR	EA	1

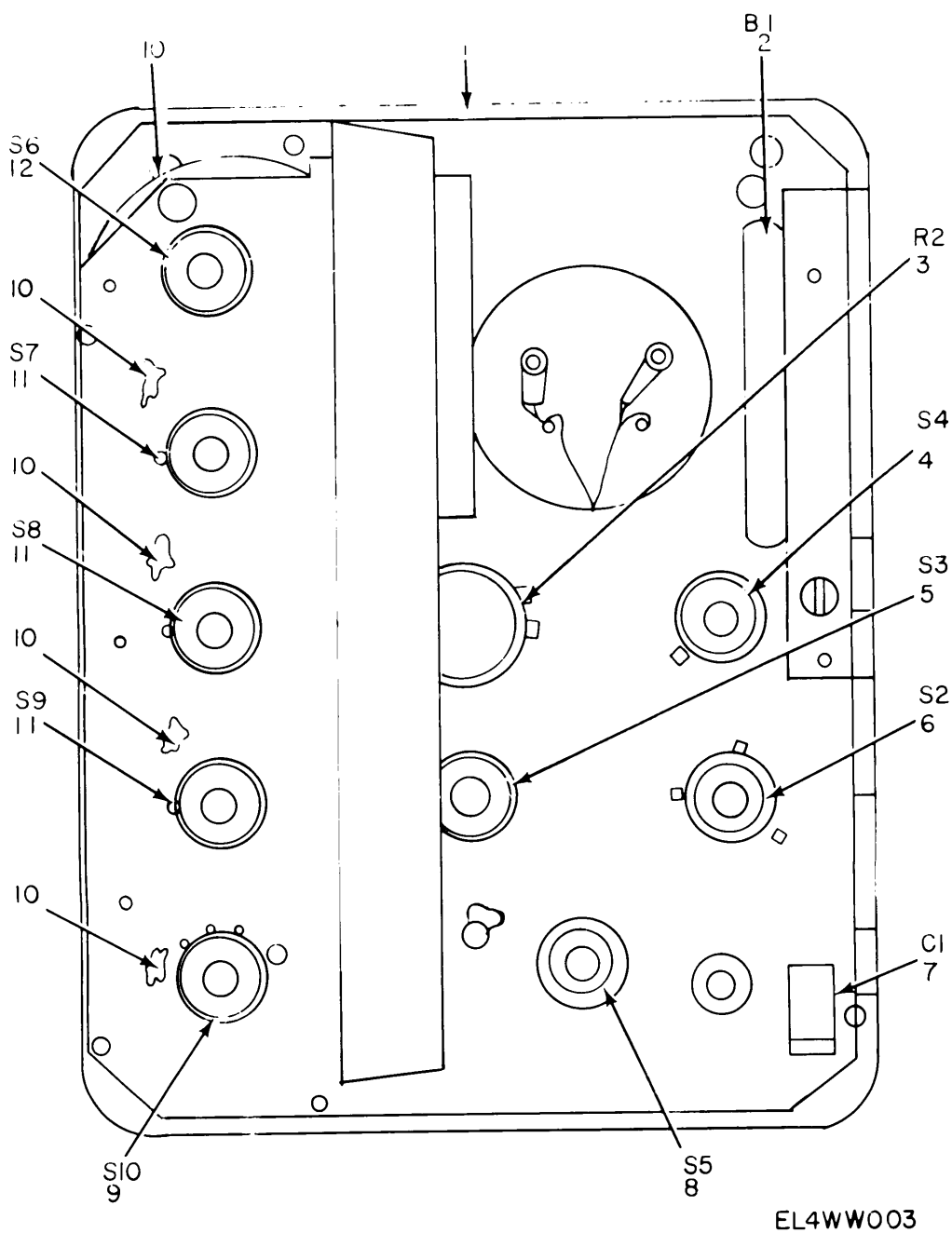


Figure 3. Voltmeter, Electronic, ME-161A/U Panel Assembly, Rear View.

(1) ILLUSTRATION (A) FIG NO.	(B) ITEM NO.	(2) SMR CODE	(3) NATIONAL STOCK NUMBER	(4) PART NUMBER	(5) FSCM	(6) DESCRIPTION	(7) USABLE ON COIU/M	(8) QTY INC IN UNIT
3	1	XDHHH	6625-00-078-5398	801B-407	89536	PANEL ASSEMBLY,FRON	EA	1
3	2	PAHZZ	6625-00-825-7249	130007	35529	VOLTAGE STANDARD	EA	1
3	3	PAHZZ	5905-00-079-6365	2-252	71450	RESISTOR,VARIABLE	EA	1
3	4	PAHZZ	5930-00-956-3078	801B-828	89536	SWITCH,ROTARY	EA	1
3	5	PAHZZ	5930-00-955-9942	803B-816	89536	SWITCH,ROTARY	EA	1
3	6	PAHZZ	5930-00-070-1867	803B-812	89536	SWITCH,ROTARY	EA	1
3	7	PAHZZ	5910-00-797-3851	D6-474	97567	CAPACITOR,FXD,PLSTC	EA	1
3	8	PAHZZ	5930-00-955-9941	801B-827	89536	SWITCH,ROTARY	EA	1
3	9	PAHZZ	5930-00-907-5769	801B-821	89536	SWITCH,ROTARY	EA	1
3	10	PAHZZ	6625-00-078-5397	D3	89536	DIAL,VOLTAGE	EA	5
3	11	PAHZZ	5930-00-986-1683	801B-820	89536	SWITCH,ROTARY	EA	3
3	12	PAHZZ	5930-00-987-0114	801B-819	89536	SWITCH,ROTARY	EA	1

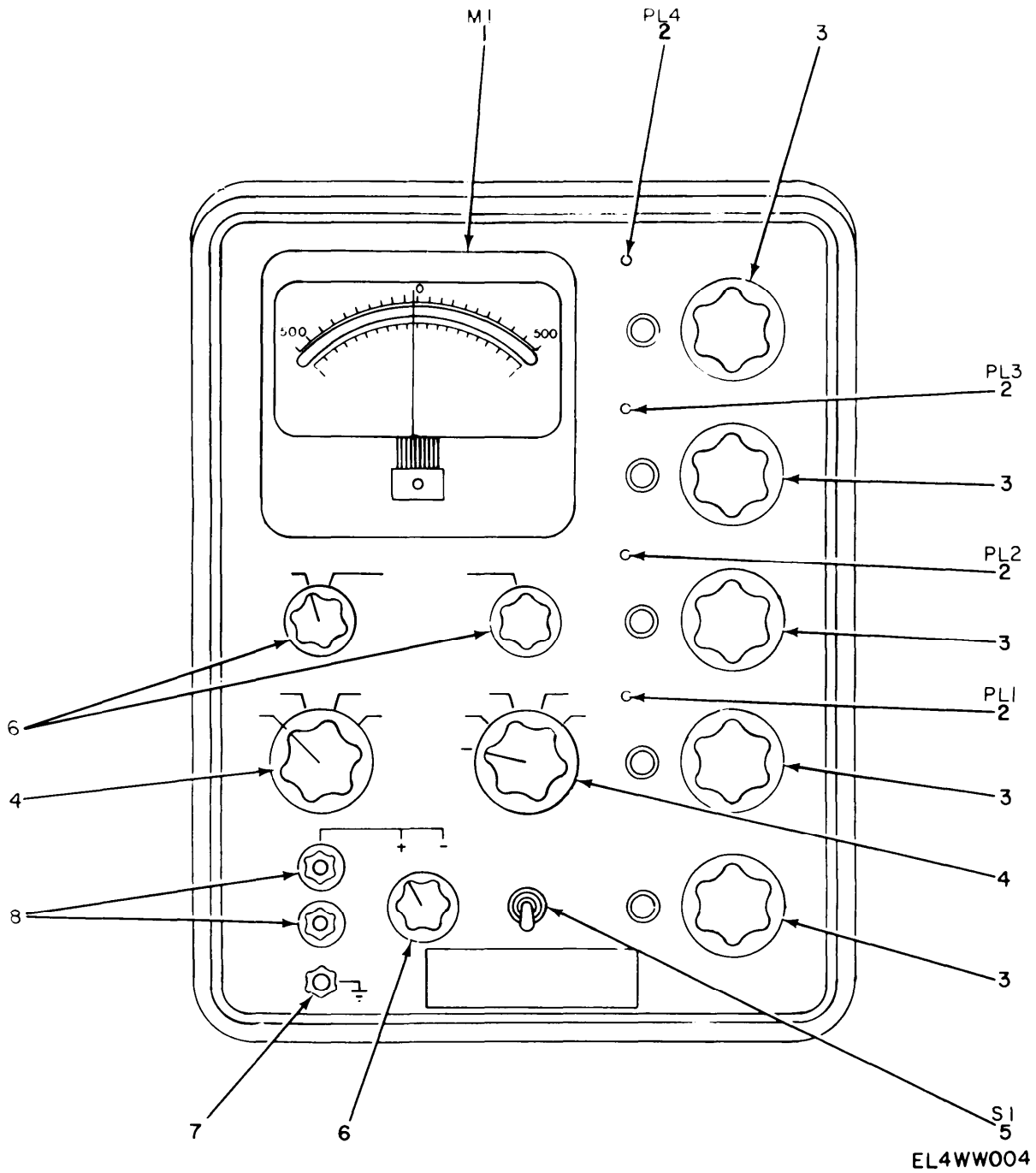


Figure 4. Voltmeter, Electronic, ME-161A/U, Panel Assembly, Front View.

(1) ILLUSTRATION (A) FIG NO.	(B) ITEM NO.	(2) SMR CODE	(3) NATIONAL STOCK NUMBER	(4) PART NUMBER	(5) FSCM	(6) DESCRIPTION	(7) USABLE ON COIU/M	(8) QTY INC IN UNIT
4	1	PADZZ	6625-00-859-6856	261002	65092	AMMETER	EA	1
4	2	PAOZZ	6240-00-155-8706	47	08806	LAMP, INCANDESCENT	EA	4
4	3	PAOZZ	5355-00-064-1035	S-642-3-BB	75376	KNOB	EA	5
4	4	PAOZZ	5355-00-668-9156	S-653-BB-L	75376	KNOB	EA	2
4	5	PAHZZ	5930-00-797-3732	20994-LH	04009	SWITCH, TOGGLE	EA	1
4	6	PAOZZ	5355-00-720-5087	S-647-3L	75376	KNOB	EA	3
4	7	PAHZZ	5940-00-500-8717	938-C	24655	POST, BINDING, ELECTR	EA	1
4	8	PAHZZ	5940-00-549-9037	938-D	24655	POST, BINDING, ELECTR	EA	2

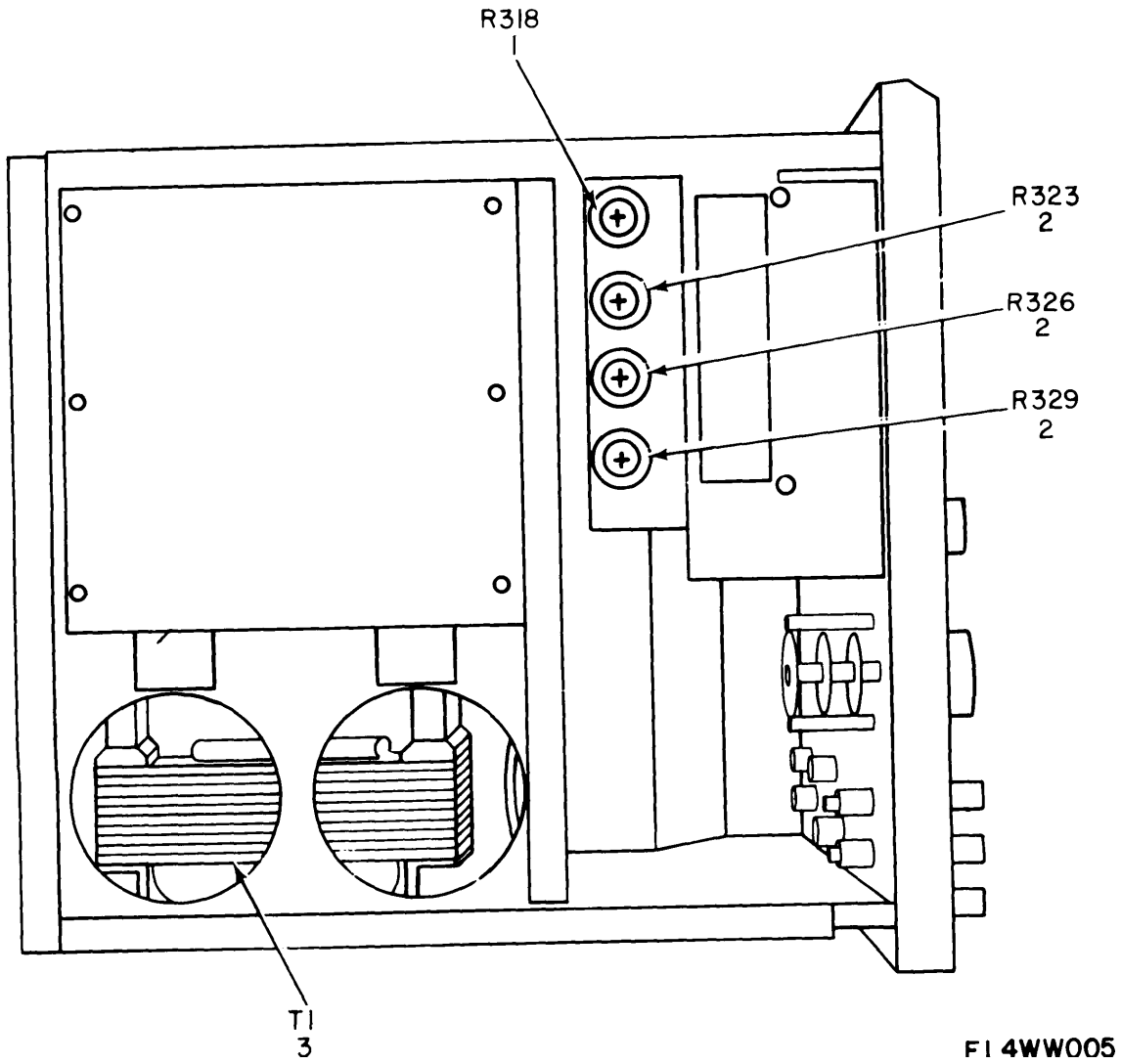
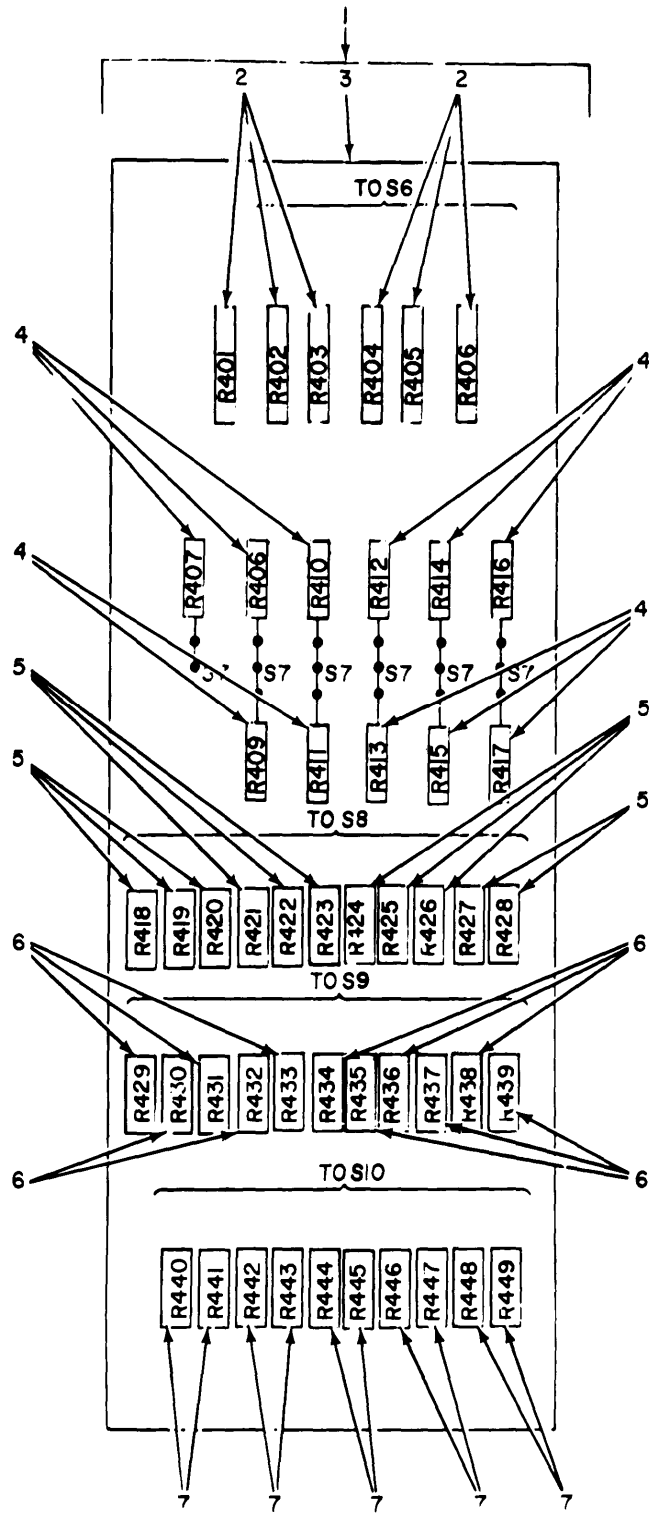


Figure 5. Voltmeter, Electronic, ME-161A/U, Side View.



TM11-6625-599-4SECTION II

(1) ILLUSTRATION (A) FIG NO.	(2) (B) ITEM NO.	(3) SMR CODE	(4) NATIONAL STOCK NUMBER	(4) PART NUMBER	(5) FSCM	(6) DESCRIPTION	(7) USABLE ON COIU/M	(8) QTY INC IN UNIT
5	1	PAHZZ	5905-00-079-8319	110-501K	11236	RESISTOR,VARIABLE,W	EA	1
5	2	PAHZZ	5905-00-448-6509	110-102M	11236	RESISTOR,VARIABLE,W	EA	3
5	3	PAHZZ	5950-00-987-1939	801B-652	89536	TRANSFORMER,POWER	EA	1

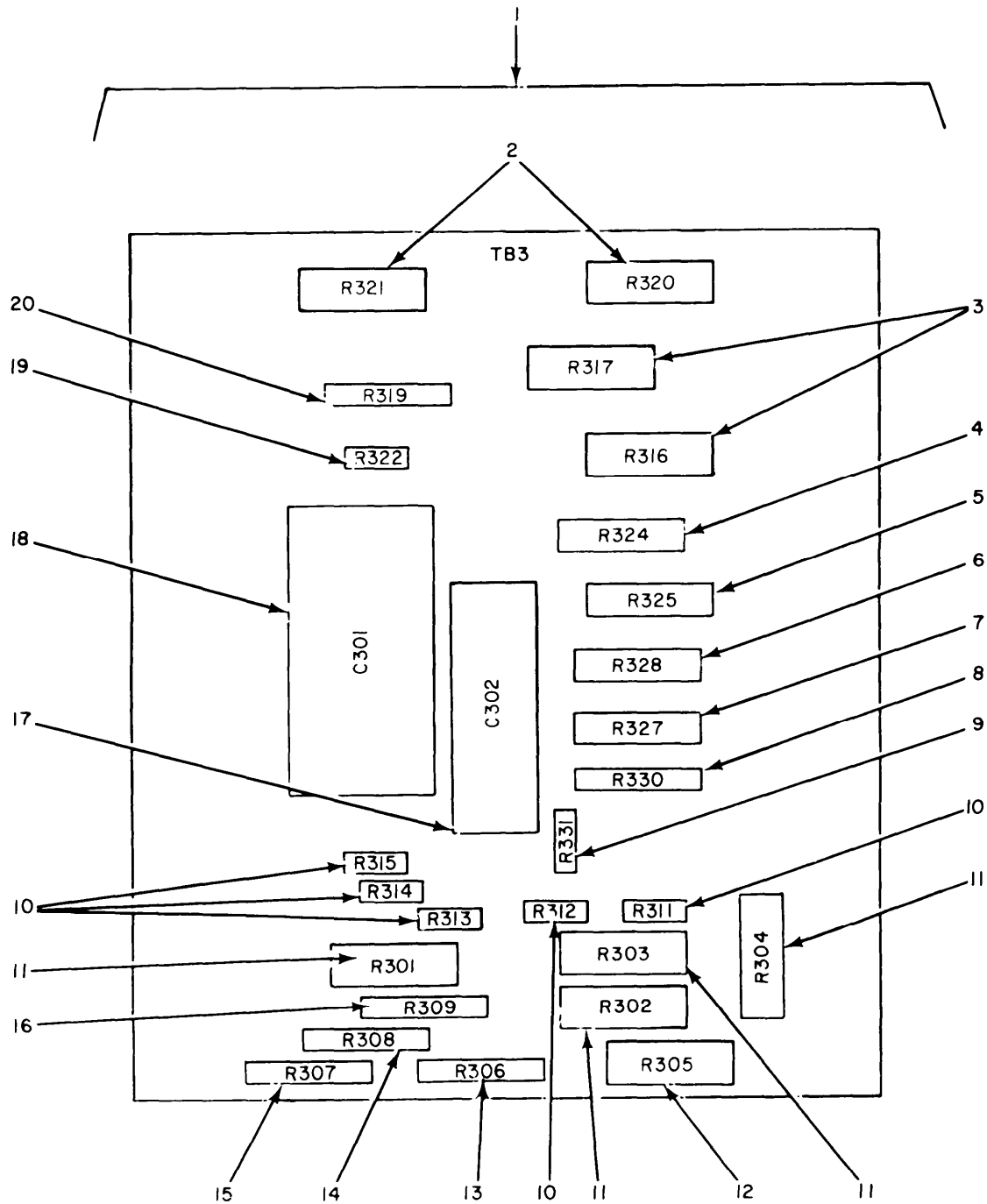


EL4WW006

Figure 6. Voltmeter, Electronic, ME-161A/U Circuit Board Assembly, 801B-403.

TM11-6625-599-(SECTION II

(1) ILLUSTRATION (A) FIG NO.	(B) ITEM NO.	(2) SMR CODE	(3) NATIONAL STOCK NUMBER	(4) PART NUMBER	(5) FSCM	(6) DESCRIPTION	(7) USABLE ON COIU/M	(8) QTY INC IN UNIT
6	1	XDHHH	6625-00-071-0786	801B-403	89536	BOARD ASSEMBLY, PRINT	EA	1
6	2	PAHZZ	5905-00-806-4086	PR512	89536	RESISTOR, FIXED, WIRE	EA	6
6	3	XDHZZ		801B-436	89536	BOARD ASSEMBLY	EA	1
6	4	PAHZZ	5905-00-990-0817	PR48	89536	RESISTOR, FIXED, WIRE	EA	11
6	5	PAHZZ	5905-00-068-8535	34-2121	89536	RESISTOR SET, MATCHE	EA	11
6	6	PAHZZ	5905-00-806-6145	PR39	89536	RESISTOR, FIXED, WIRE	EA	11
6	7	XDHZZ		PR34	89536	RESISTOR, FXD, WW	EA	10



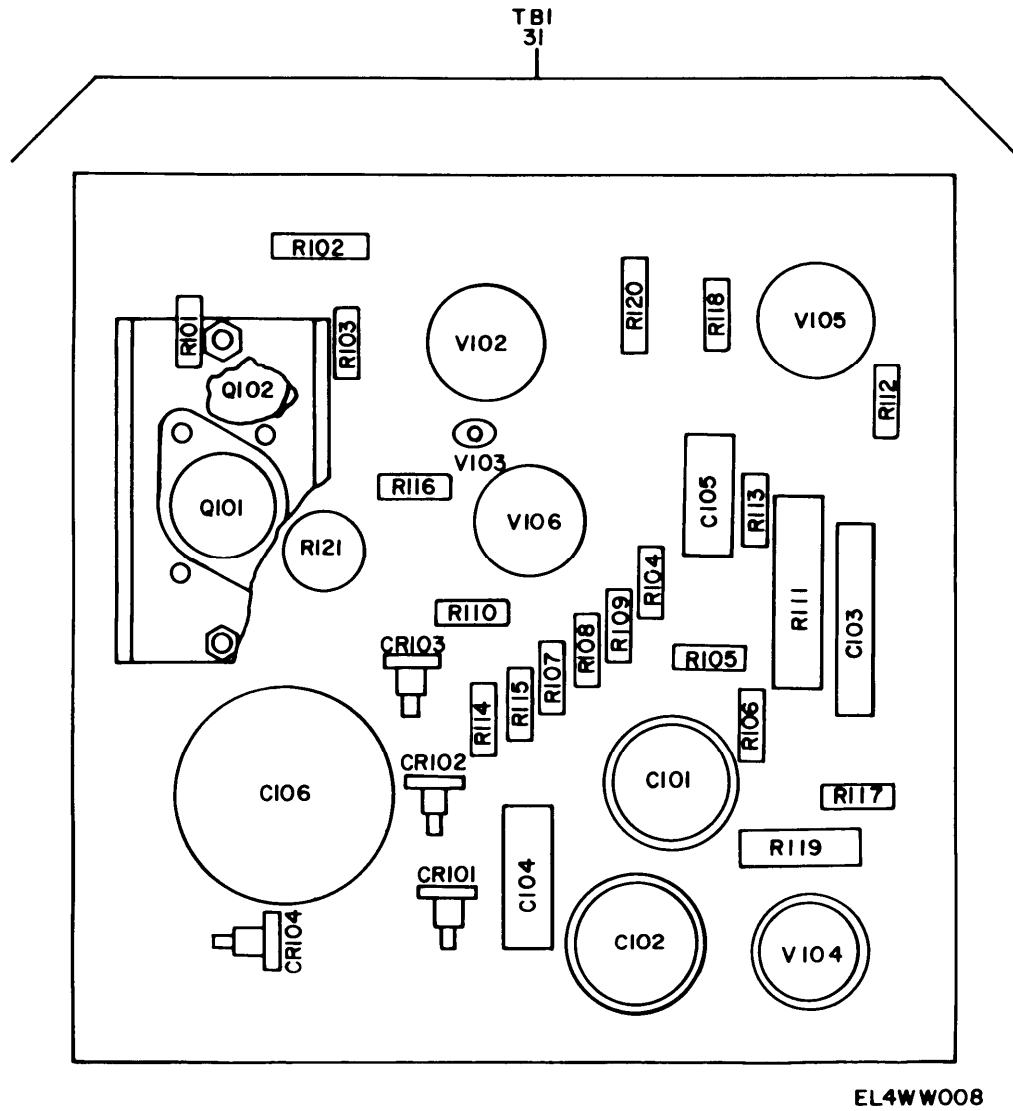
EL4WW007

Figure 7. Voltmeter, Electronic, ME-161A/U, Circuit Board Assembly, 801B-405.

TM11-6625-599-(SECTION II

(1) ILLUSTRATION (A) FIG NO.	(2) (B) ITEM NO.	(3) SMR CODE	(4) NATIONAL STOCK NUMBER	(4) PART NUMBER	(5) FSCM	(6) DESCRIPTION	(7) USABLE ON COIU/M	(8) QTY INC IN UNIT
7	1	XDHXX	6625-00-078-5399	801B-405	89536	BOARD ASSEMBLY	EA	1
7	2	PAHZZ	5905-00-079-8312	1181F-PC	17870	RESISTOR, FIXED, WIRE	EA	2
7	3	PAHZZ	5905-00-806-4087	1180F	17870	RESISTOR, FXD, WW	EA	2
7	4	PAHZZ	5905-00-078-8316	1141	17870	RESISTOR, FIXED, WIRE	EA	1
7	5	PAHZZ	5905-00-954-1824	MIL93-15	81349	RESISTOR, FXD, WW	EA	1
7	6	PAHZZ	5905-00-995-8581	RB08CE24751B	81349	RESISTOR, FXD, WW	EA	1
7	7	PAHZZ	5905-00-079-8317	1141-2531R7A	17870	RESISTOR, FIXED, WIRE	EA	1
7	8	PAHZZ	5905-00-797-3913	1141-250-31OHM	17870	RESISTOR, FIXED, WIRE	EA	1
7	9	PAHZZ	5905-00-171-2006	RC20GF271J	81349	RESISTOR, FIXED, COMP	EA	1
7	10	PAHZZ	5905-00-259-2990	RC20GF226J	81349	RESISTOR, FIXED, COMP	EA	5
7	11	PAHZZ	5905-00-899-3551	C13(100HMSPORM 1%1W)	00327	RESISTOR, FXD, FILM	EA	4
7	12	XDHZZ		C13(9MEGOHMSPORM 1%1W)	00327	RESISTOR, FXD, FILM	EA	1
7	13	PAHZZ	5905-00-892-6813	C12(900,000OHMS PORM1%0.500W)	00327	RESISTOR, FXD, FILM	EA	1
7	14	XDHZZ		C12(9,000OHMSPOR M1%,0.500W)	00327	RESISTOR, FXD, FILM	EA	1
7	15	PAHZZ	5805-00-892-6817	C12-90,000OHMSPO RM1%0.500W	00327	RESISTOR, FXD, FILM	EA	1
7	16	PAHZZ	5905-00-280-1582	C12(1,000OHMSPOR M1%,0.500W)	00327	RESISTOR, FXD, FILM	EA	1
7	17	PAHZZ	5910-00-988-3521	X663UW-20502	84411	CAPACITOR, FIXED, MET	EA	1
7	18	XDHZZ		E6-105	97567	CAPACITOR, FXD, PLSTC	EA	1
7	19	PAHZZ	5905-00-299-2020	RC32GF273J	81349	RESISTOR, FIXED, COMP	EA	1
7	20	XDHZZ		1112	17870	RESISTOR, FXD, WW	EA	1





EL4W008

Figure 8. Voltmeter, Electronic, ME-161A/U, Circuit Board Assembly, 8019-523 (Sheet 1 of 2).

REF. DES.	ITEM NO.	REF. DES.	ITEM NO.
CI01	1	RI09	16
CI02	1	RI10	17
CI03	2	RI11	18
CI04	3	RI12	19
CI05	4	RI13	20
CI06	5	RI14	12
CR101	6	RI15	21
CR102	6	RI16	22
CR103	6	RI17	23
CR104	6	RI18	20
QI01	7	RI19	24
QI02	8	RI20	25
RI01	9	RI21	26
RI02	10	VI02	27
RI03	11	VI03	28
RI04	12	VI04	29
RI05	13	VI05	30
RI06	13	VI06	30
RI07	14		
RI08	15		

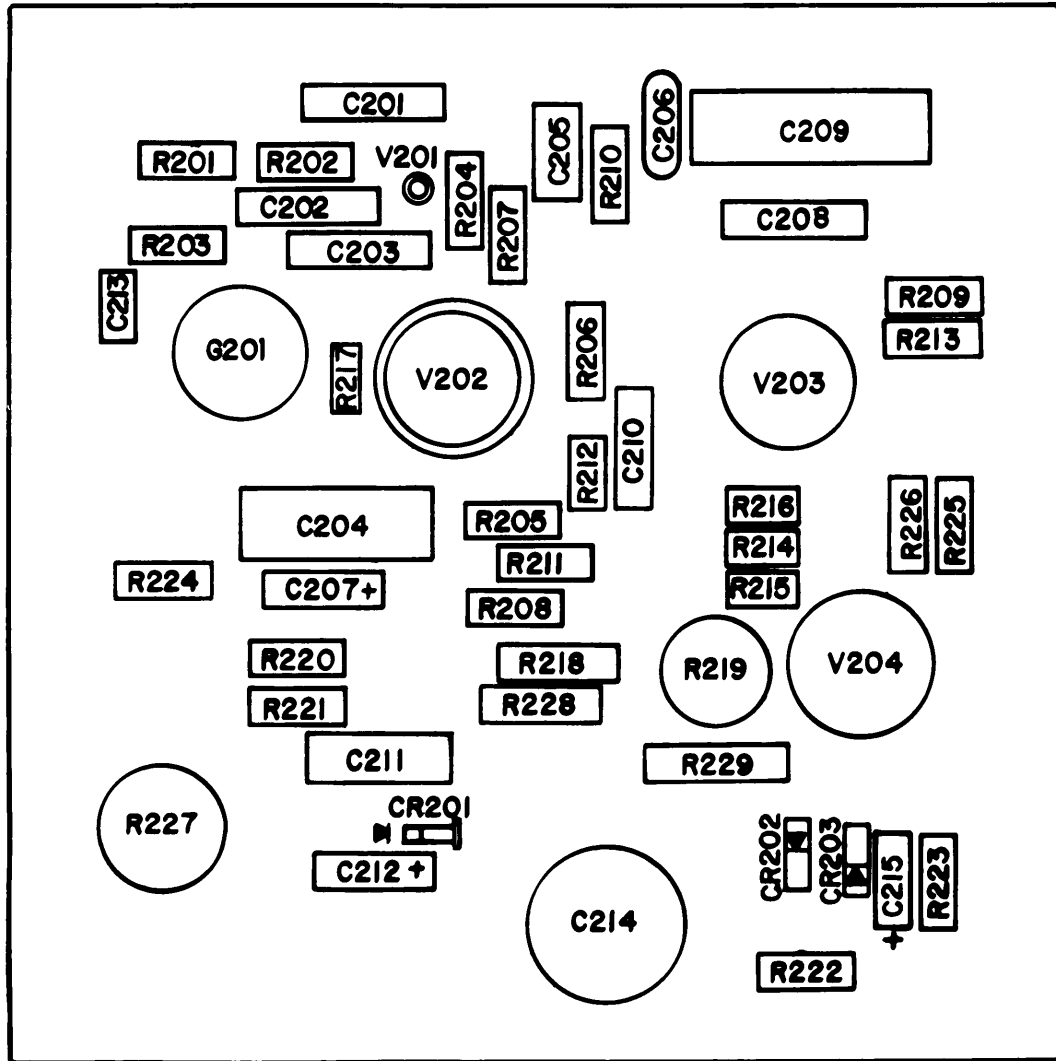
EL4WW009

Figure 8. Voltmeter, Electronic, ME-161A/U, Circuit Board Assembly, 801B-523 (Sheet 2 of 2).



(1) ILLUSTRATION (A) FIG NO.	(B) ITEM NO.	(2) SMR CODE	(3) NATIONAL STOCK NUMBER	(4) PART NUMBER	(5) FSCM	(6) DESCRIPTION	(7) USABLE ON COIU/M	(8) QTY INC IN UNIT
8	1	PAHZZ	5910-00-987-1497	801B,500,20	89536	CAPACITOR,ELCTLT	EA	2
8	2	PAHZZ	5910-00-543-9502	CP05A1KF104K3	81349	CAPACITOR, FIXED, PAP	EA	1
8	3	XDHZZ		600UE-03306	84411	CAPACITOR, PLSTC	EA	1
8	4	PAHZZ	5910-00-835-3525	CTM104VD5	81349	CAPACITOR, PLSTC	EA	1
8	5	XDHZZ		801B,16,1500	89536	CAPACITOR,ELCTLT	EA	1
8	6	PAHZZ	5961-00-581-5300	1N547	80131	SEMICONDUCTOR,DIODE	EA	4
8	7	PAHZZ	5961-00-977-5787	2N301W	89536	TRANSISTOR	EA	1
8	8	PAHZZ	5961-00-023-3083	2N1372	01295	TRANSISTOR	EA	1
8	9	PAHZZ	5905-00-810-2950	C12-502F	00327	RESISTOR,FXD,FILM	EA	1
8	10	PAHZZ	5905-00-951-4938	RN65D6192F	81349	RESISTOR,FXD,FILM	EA	1
8	11	PAHZZ	5905-00-279-2515	RC20GF474J	81349	RESISTOR, FIXED, COMP	EA	1
8	12	PAHZZ	5905-00-192-0667	RC20GF224J	81349	RESISTOR, FIXED, COMP	EA	2
8	13	PAHZZ	5905-00-190-8865	RC20GF274J	81349	RESSISTOR, FIXED, COMP	EA	2
8	14	PAHZZ	5905-00-259-2990	RC20GF226J	81349	RESISTOR, FIXED, COMP	EA	1
8	15	PAHZZ	5905-00-279-2504	RC20GF156J	81349	RESISTOR, FIXED, COMP	EA	1
8	16	PAHZZ	5905-00-279-1865	RC20GF106J	81349	RESISTOR, FIXED, COMP	EA	1
8	17	PAHZZ	5905-00-299-2003	RC32GF104J	81349	RESISTOR, FIXED, COMP	EA	1
8	18	XDHZZ		1700S	00213	RESISTOR,FXD,WW	EA	1
8	19	PAHZZ	5905-00-195-6761	RC20GF104J	81349	RESISTOR	EA	1
8	20	PAHZZ	5905-00-279-1715	RC32GF564J	81349	RESISTOR, FIXED, COMP	EA	2
8	21	PAHZZ	5905-00-104-8334	RC20GF331K	81349	RESISTOR, FIXED, COMP	EA	1
8	22	PAHZZ	5905-00-299-2000	RC32GF224J	81349	RESISTOR, FIXED, COMP	EA	1
8	23	PAHZZ	5905-00-279-3494	RC20GF823J	81349	RESISTOR, FIXED, COMP	EA	1
8	24	XDHZZ		M57	80031	RESISTOR,FXD,WW	EA	1
8	25	PAHZZ	5905-00-882-7154	1112-763D	17870	RESISTOR, FIXED, WIRE	EA	1
8	26	PAHZZ	5905-00-993-0631	110	71450	RESISTOR, VARIABLE, W	EA	1
8	27	PAOZZ	5960-00-852-0235	6BQ5	81349	ELECTRON TUBE	EA	1
8	28	PAHZZ	6240-00-004-2516	NE2E	08806	LAMP, GLOW	EA	1
8	29	PAOZZ	5960-00-836-6273	OG3-85A2	73445	ELECTRON TUBE	EA	1
8	30	PAOZZ	5960-00-827-8782	12AX7-WA	81349	ELECTRON TUBE	EA	2
8	31	XDHZZ		801B-523	89536	BOARD ASSEMBLY	EA	1





EL4WWO10

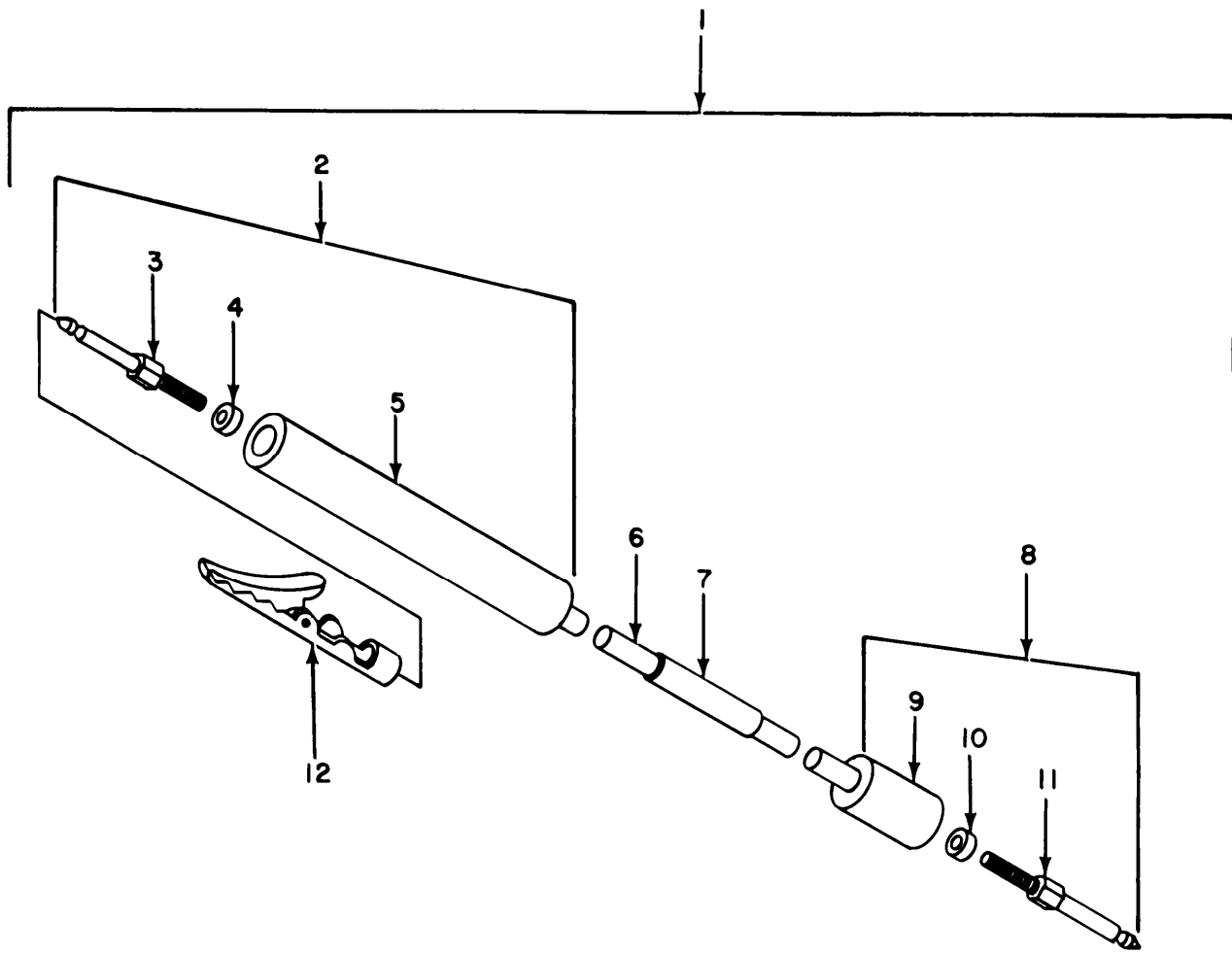
Figure 9. Voltmeter, Electronic, ME-161A/U, Circuit Board Assembly, (Sheet 1 of 2).

REF. DES.	ITEM NO.	REF. DES.	ITEM NO.	REF. DES.	ITEM NO.	REF. DES.	ITEM NO.
C201	1	C214	10	R208	19	R221	28
C202	1	C215	11	R209	14	R222	29
C203	2	CR201	12	R210	14	R223	29
C204	3	CR202	12	R211	20	R224	30
C205	4	CR203	12	R212	21	R225	22
C206	5	G201	13	R213	22	R226	22
C207	6	R201	14	R214	14	R227	31
C208	1	R202	14	R215	23	R228	32
C209	3	R203	14	R216	24	R229	32
C210	1	R204	15	R217	25	V201	33
C211	7	R205	16	R218	26	V202	34
C212	8	R206	17	R219	27	V203	35
C213	9	R207	18	R220	28	V204	36

EL4WW011

Figure 9. Voltmeter, Electronic, ME-161A/U, Circuit Board Assembly, (Sheet 2 of 2).

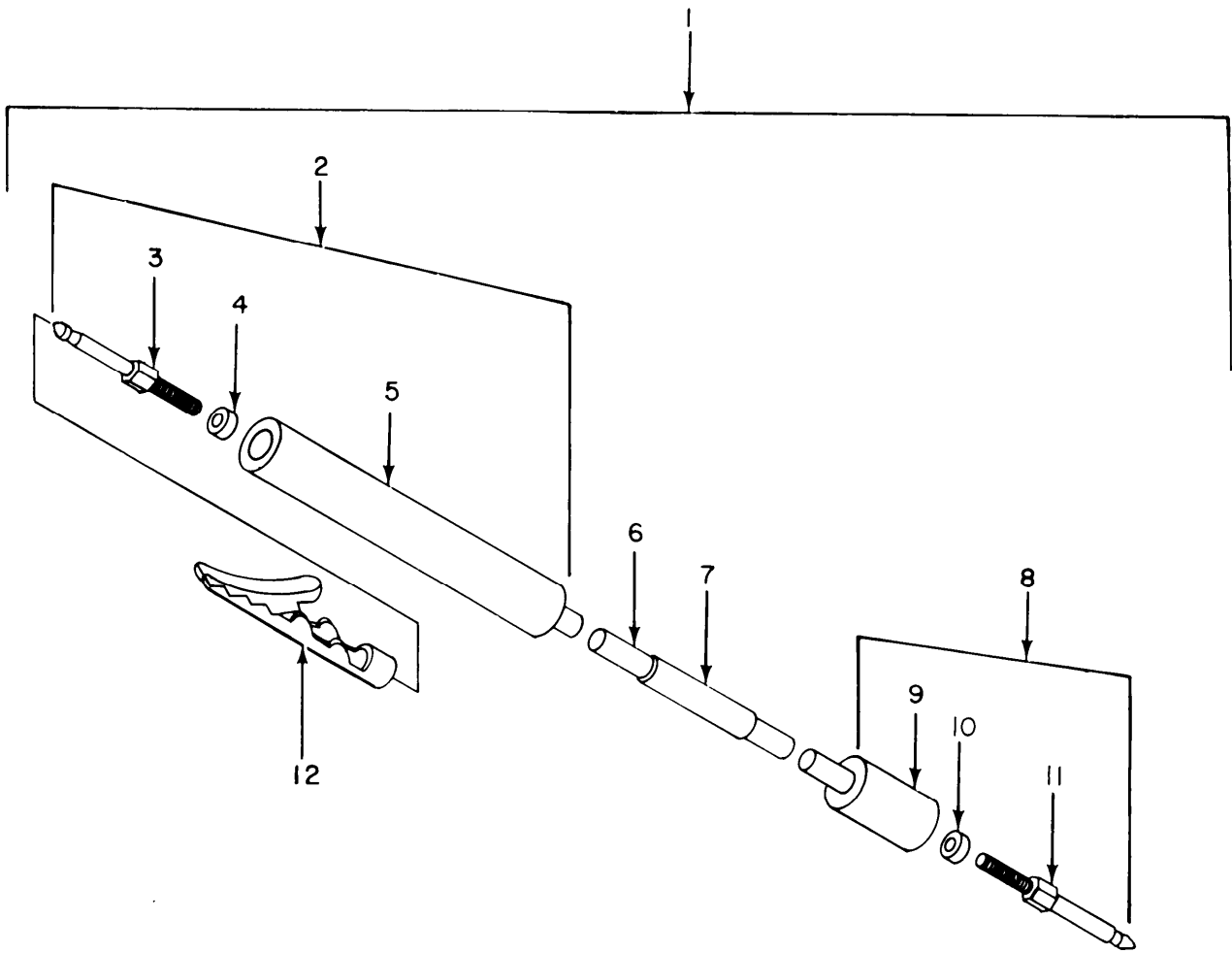
(1) ILLUSTRATION (A) FIG NO.	(B) ITEM NO.	(2) SMR CODE	(3) NATIONAL STOCK NUMBER	(4) PART NUMBER	(5) FSCM	(6) DESCRIPTION	(7) USABLE ON COIU/M	(8) QTY INC IN UNIT
9	1	PAHZZ	5910-00-988-6167	600UE10402W	84411	CAPACITOR, FIXED, PA	EA	4
9	2	PAHZZ	5910-00-067-4199	6000UE473-0-1	84411	CAPACITOR, FIXED, PA	EA	1
9	3	PAHZZ	5910-00-820-6114	CP05A1KC474K3	81349	CAPACITOR, FIXED, PAP	EA	2
9	4	PAHZZ	5910-01-028-5719	974-40-6	14936	CAPACITOR, FIXED, ELE	EA	1
9	5	PAHZZ	5910-00-988-4809	30GA-D10	56289	CAPACITOR, FIXED, CER	EA	1
9	6	XDHZZ		974-10-150	14936	CAPACITOR, ELCTLT	EA	1
9	7	XDHZZ		801B, 450, VAC	89536	CAPACITOR, ELCTLT	EA	1
9	8	XDHZZ		30D207G006DF0	56289	CAPACITOR, ELCTLT	EA	1
9	9	XDHZZ		DD-3R3	71590	CAPACITOR, FXD, CER	EA	1
9	10	PAHZZ	5910-00-079-9896	X663UW-10502	84411	CAPACITOR, FIXED, PA	EA	1
9	11	PAHZZ	5910-00-067-4202	30D156G006BA4	56289	CAPACITOR, FIXED, ELE	EA	1
9	12	PAHZZ	5961-00-581-5300	1N547	80131	SEMICONDUCTOR, DIODE	EA	3
9	13	XDHZZ		C-2741	12749	CHOPPER, ELECTORNIC	EA	1
9	14	PAHZZ	5905-00-192-0390	RC20GF105J	81349	RESISTOR, FIXED, COMP	EA	6
9	15	PAHZZ	5905-00-279-2510	RC20GF395J	81349	RESISTOR, FIXED, COMP	EA	1
9	16	PAHZZ	5905-00-279-1881	RC20GF275J	81349	RESISTOR, FIXED, COMP	EA	1
9	17	PAHZZ	5905-00-279-2515	RC20GF474J	81349	RESISTOR, FIXED, COMP	EA	1
9	18	PAHZZ	5905-00-279-3504	RC20GF472J	81349	RESISTOR, FIXED, COMP	EA	1
9	19	PAHZZ	5905-00-185-8518	RC20GF103K	81349	RESISTOR, FIXED, COMP	EA	1
9	20	PAHZZ	5905-00-279-2519	RC20GF334J	81349	RESISTOR, FIXED, COMP	EA	1
9	21	PAHZZ	5905-00-192-0660	RC20GF184J	81349	RESISTOR, FIXED, COMP	EA	1
9	22	PAHZZ	5905-00-752-7345	LIDL0	44655	RESISTOR, FXD, CMPSN	EA	3
9	23	PAHZZ	5905-00-279-3499	RC20GF273J	81349	RESISTOR, FIXED, COMP	EA	1
9	24	PAHZZ	5905-00-195-6800	RC20GF561J	81349	RESISTOR, FIXED, COMP	EA	1
9	25	PAHZZ	5905-00-190-8889	RC20GF101J	81349	RESISTOR, FIXED, COMP	EA	1
9	26	XDHZZ		C13	00327	RESISTOR, FXD, CMPSN	EA	1
9	27	PAHZZ	5905-00-079-6362	110-100HMSPORM20 %	71450	RESISTOR, VARIABLE, W	EA	1
9	28	PAHZZ	5905-00-279-3506	RC20GF332J	81349	RESISTOR, FIXED, COMP	EA	2
9	29	PAHZZ	5905-00-295-3410	RC20GF473K	81349	RESISTOR, FIXED, COMP	EA	2
9	30	PAHZZ	5905-00-998-1953	EB27G1	01121	RESISTOR	EA	1
9	31	PAHZZ	5905-00-079-6372	110-5000OHMSPORM 5%	71450	RESISTOR, VARIABLE, W	EA	1
9	32	PAHZZ	5905-00-279-1920	RC42GF272J	81349	RESISTOR, FIXED, COMP	EA	2
9	33	PAHZZ	6240-00-004-2516	NE2E	08806	LAMP GLOW	EA	1
9	34	PAOZZ	5960-00-061-1186	6267-EF86	73445	TUBE, ELECTRON	EA	1
9	35	PAOZZ	5960-00-834-4045	6AW8A	81349	ELECTRON TUBE	EA	1
9	36	PAOZZ	5960-00-503-4880	0A2WA	81349	ELECTRON TUBE	EA	1



EL4WW012

Figure 10. Test Lead Set, CX-1331/U.

(1) ILLUSTRATION (A) FIG NO.	(2) (B) ITEM NO.	(3) NATIONAL STOCK NUMBER	(4) PART NUMBER	(5) FSCM	(6) DESCRIPTION	(7) USABLE ON COIU/M	(8) QTY INC IN UNIT
GROUP 02 TEST LEAD SET CX-1331/U							
10	1	XDHHH	SCC6878GR1	80063	TEST LEAD, RED	EA	1
10	2	PAHHH 6625-00-643-8543	MX1906U	80058	PROD, TEST	EA	1
10	3	PAHZZ 6625-00-669-0244	SCB76301	80063	TIP, TETS PROD	EA	1
10	4	XDHZZ	SCB23287	80063	WASHER, FLAT	EA	1
10	5	XDHZZ	SCC76302-2	80063	INSULATOR	EA	1
10	6	XDHZZ	MILW13169TLGRED	81349	CABLE	FT	V
10	7	XDHZZ	SCB165914	80063	BAND, IDENTIFICATION	EA	1
10	8	XDHHM	MX1909U	80063	PROD, TEST	EA	1
10	9	XDHZZ	SCC76302-1	80063	INSULATOR	EA	1
10	10	XDHZZ	SCB23287	80063	WASHER, FLAT	EA	1
10	11	PAHZZ 6625-00-669-0244	SCB76301	80063	TIP, TEST PROD	EA	1
10	12	PAHZZ 5940-00-702-5260	1410D2	91802	CLIP, ELECTRICAL	EA	1



EL4WW013

Figure 11. Test Lead Set, CX-1331/U, Test Lead Black.



(1) ILLUSTRATION (A) FIG NO.	(B) ITEM NO.	(2) SMR CODE	(3) NATIONAL STOCK NUMBER	(4) PART NUMBER	(5) FSCM	(6) DESCRIPTION	(7) USABLE ON COIU/M	(8) QTY INC IN UNIT
11	1	XDHXX		SCC6878GR2	80063	TEST LEAD, BLACK	EA	1
11	2	PAHHZ	6625-00-643-8541	MX1907U	80058	PROD, TEST	EA	1
11	3	PAHZZ	6625-00-669-0244	SCB76301	80063	TIP, TEST PROD	EA	1
11	4	XDHZZ		SCB23287	80063	WASHER, FLAT	EA	1
11	5	XDHZZ		SCC76302-4	80063	INSULATION	EA	1
11	6	XDHZZ		MILW13169TLGBLK	81349	CABLE	FT	V
11	7	XDHZZ		SCB165914	80063	BAND, IDENTIFICATION	EA	1
11	8	PAHHZ	6625-00-643-8544	MX1910U	80058	PROD, TEST	EA	1
11	9	XDHZZ		SCC76302-3	80063	INSULATOR	EA	1
11	10	XDHZZ		SCB23287	80063	WASHER, FLAT	EA	1
11	11	PAHZZ	6625-00-669-0244	SCB76301	80063	TIP, TEST PROD	EA	1
11	12	PAHZZ	5940-00-702-5256	1410D1	91802	CLIP, ELECTRICAL	EA	1

NATIONAL STOCK NUMBER AND PART NUMBER INDEX  
NOTE: LATE INCLUEDED AT END OF INDEX.

STOCK NUMBER	FIGURE NO.	ITEM NO.	STOCK NUMBER	FIGURE NO.	ITEM NO.
6240-00-004-2516	8	28	5905-00-279-359		28
6240-00-004-2516	9	33	5905-00-295-349		29
5961-00-023-3083	8	8	5905-00-299-208		22
5355-00-064-1035	4	3	5905-00-299-208		17
5910-00-067-4199	9	2	5905-00-299-207		19
5910-00-067-4202	9	11	5905-00-448-655		2
5905-00-068-8535	6	5	5940-00-500-874		7
6625-00-071-0786	6	1	5960-00-503-489		36
6625-00-078-5395	1	1	5910-00-543-958		2
6625-00-078-5397	3	10	5940-00-549-904		8
6625-00-078-5398	3	1	6625-00-643-8511		2
6625-00-078-5399	7	1	6625-00-643-8510		2
5905-00-079-6362	9	27	6625-00-643-8511		8
5905-00-079-6372	9	31	6625-00-669-0210		3
5905-00-079-8312	7	2	6625-00-669-0210		11
			6625-00-669-0211		3
5905-00-079-8317	7	7	6625-00-669-0211		11
5905-00-079-8319	5	1	5940-00-702-5211		12
5910-00-079-9896	9	10	5940-00-702-5210		12
5905-00-104-8334	8	21	5355-00-720-504		6
5905-00-171-2006	7	9	5905-00-752-739		22
5905-00-185-8518	9	19	5930-00-797-374		5
5905-00-190-8865	8	13	5905-00-797-382		1
5905-00-190-8889	9	25	5905-00-797-397		8
5905-00-192-0390	9	14	5905-00-806-406		2
5905-00-192-0660	9	21	5905-00-806-616		6
5905-00-192-0667	8	12	5910-00-820-619		3
5905-00-195-6761	8	19	6625-00-825-723		2
5905-00-195-6800	9	24	5960-00-827-878		30
5920-00-199-9498	2	5	5960-00-834-409		35
5905-00-259-2990	7	10	5960-00-852-028		27
5905-00-259-2990	8	14	5905-00-882-718		25
5905-00-279-1715	8	20	5930-00-955-993		5
5905-00-279-1865	8	16	5930-00-956-303		4
5905-00-279-1881	9	16	5930-00-986-163		11
5905-00-279-1920	9	32	5950-00-987-195		3
5905-00-279-2504	8	15	5910-00-988-357		17
5905-00-279-2510	9	15	5910-00-988-489		5
5905-00-279-2515	8	11	5910-00-988-619		1
5905-00-279-2515	9	17	5905-00-990-086		4
5905-00-279-2519	9	20	5905-00-993-068		26
5905-00-279-3494	8	23	5905-00-998-199		30
5905-00-279-3499	9	23	5935-01-005-352		3
5905-00-279-3504	9	18	5910-01-028-579		4

PART NUMBER	FSCM	FIG NO	ITEM NO	PART NUMBER	FSCM	FIG NO	ITEM NO
BH-2097	12598	2	4	PR34	89536	6	7
				PR39	89536	6	6
C-2741	12749	9	3	PR48	89536	6	4
CO-03LGF(3/18)0260	81349	2	2	PR512	89536	6	2
CP05A1KC474K3	81349	9	3	P5KA	89536	2	1
CP05A1KF104K3	81349	8	2	RC20GF101J	81349	9	25
				RC20GF103K	81349	9	19
				RC20GF104J	81349	8	19
"C12(9,000OHMSPORM1%,0.500W)"	327	7	14	RC20GF105J	81349	9	14
"C12-90,000OHMSPORM1%0.500W"	327	7	15	RC20GF106J	81349	8	16
C13	327	9	26	RC20GF156J	81349	8	15
				RC20GF184J	81349	9	21
C13(9MEGOHMSPORM1%1W)	327	7	12	RC20GF224J	81349	8	12
DD-3R3	71590	9	9	RC20GF226J	81349	7	10
D3	89536	3	10	RC20GF226J	81349	8	14
D6-474	97567	3	7	RC20GF271J	81349	7	9
EB27G1	1121	9	30	RC20GF273J	81349	9	23
EF86-6267	81349	9	34	RC20GF274J	81349	8	13
E6-105	97567	7	18	RC20GF275J	81349	9	16
LIDL0	44655	9	22	RC20GF331K	81349	8	21
ME-161A/U	80058	1	2	RC20GF332J	81349	9	28
				RC20GF334J	81349	9	20
MILW13169TLGBLK	81349	11	6	RC20GF395J	81349	9	15
MILW13169TLGRED	81349	10	6	RC20GF472J	81349	9	18
MX1906U	80058	10	2	RC20GF473K	81349	9	29
MX1907U	80058	11	2	RC20GF474J	81349	8	11
MX1909U	80063	10	8	RC20GF474J	81349	9	17
MX1910U	80058	11	8	RC20GF561J	81349	9	24
M57	80031	8	24	RC20GF823J	81349	8	23
NE2E	8806	8	28	RC32GF104J	81349	8	17
NE2E	8806	9	33	RC32GF224J	81349	8	22

## NATIONAL STOCK NUMBER AND PART NUMBER INDEX

PART NUMBER	FSCM	FIG. NO.	ITEM NO.	PART NUMBER	FSCM	FIG. NO.	ITEM NO.
RC32GF273J	81349	7	19	130007	35529	3	2
RC32GF564J	81349	8	20	1410D1	91802	11	12
RC42GF272J	81349	9	32	1410D2	91802	10	12
S-642-3-BB	75376	4	3	17005	213	8	18
S-647-3L	75376	4	6				
S-653-BB-L	75376	4	4	2-252	71450	3	3
SCB165914	80063	10	7	2N1372	1295	8	8
SCB165914	80063	11	7	2N301W	89536	8	7
SCB23287	80063	10	4	20994-LH	4009	4	5
SCB23287	80063	10	10	30D156G006BA4	56289	9	11
SCB23287	80063	11	4	30D207G006DF0	56289	9	8
SCB23287	80063	11	10	30GA-D10	56289	9	5
SCB76301	80063	10	3	34-2121	89536	6	5
SCB76301	80063	10	11	407-101	89536	1	1
SCB76301	80063	11	3	47	8806	4	2
SCB76301	80063	11	11				
SCC6878GR1	80063	10	1	6AW8A	81349	9	35
SCC6878GR2	80063	11	1	6BQ5	81349	8	27
SCC76302-1	80063	10	9				
SCC76302-2	80063	10	5	600UE-03306	84411	8	3
SCC76302-3	80063	11	9	600UE10402W	84411	9	1
SCC76302-4	80063	11	5	6000UE473-0-1	84411	9	2
UP121M	81349	2	3	6900-15	28569	2	5
X663UW-10502	84411	9	10	801B-403	89536	6	1
X663UW-20502	84411	7	17	801B-405	89536	7	1
0A2WA	81349	9	36	801B-407	89536	3	1
UC3-85A2	73445	8	29	801B-436	89536	6	3
1N547	80131	8	6	801B-523	89536	8	31
1N547	80131	9	12	801B-652	89536	5	3
10300253	18876	2	5	801B-819	89536	3	12
110	71450	8	26	801B-820	89536	3	11
110-100HMSFORM20%	71450	9	27	801B-821	89536	3	9
110-102M	11236	5	2	801B-827	89536	3	8
110-5000HMSFORM5%	71450	9	31	801B-828	89536	3	4
110-501K	11236	5	1	"801B,16,1500"	89536	8	5
1112	17870	7	20	"801B,450,VAC"	89536	9	7
1112-763D	17870	8	25	"801B,500,20"	89536	8	1
1141	17870	7	4	803B-812	89536	3	6
				803B-816	89536	3	5
1141-250-31DHM	17870	7	8	938-C	24655	4	7
1141-2531R7A	17870	7	7	938-D	24655	4	8
1180F	17870	7	3	974-10-150	14936	9	6
1181F-PC	17870	7	2	974-40-6	14936	9	4
12AX7-WA	81349	8	30				

## LATEST PART NUMBER ASSIGNMENTS

## LATEST NATIONAL STOCK NUMBER ASSIGNMENTS

PART NUMBER	FSCM	FIG. NO.	ITEM NO.	STOCK NUMBER	FIG. NO.	ITEM NO.
CX-1331/U	80058	1	3	5961-00-581-5300	8	6
				5961-00-977-5787	8	7

## ADDITIONAL LATEST NATIONAL STOCK NUMBER ASSIGNMENTS

STOCK NUMBER	FIGURE NO.	ITEM NO.	STOCK NUMBER	FIGURE NO.	ITEM NO.
5960-00-061-1186	9	34	5910-00-835-3525	8	4
5930-00-070-1867	3	6	5960-00-836-6273	8	29
5905-00-078-8316	7	4	6625-00-859-6856	4	1
5905-00-079-6365	3	3	5905-00-892-6813	7	13
6240-00-155-8706	4	2	5805-00-892-6817	7	15
5905-00-280-1582	7	16	5905-00-899-3551	7	11
6625-00-390-5716	1	3	5930-00-907-5769	3	9
5961-00-581-5300	9	12	5905-00-951-4938	8	10
5340-00-598-2754	2	4	5905-00-954-1824	7	5
5355-00-668-9156	4	4	5930-00-955-9941	3	8
6625-00-753-2114	1		5930-00-987-0114		12
5910-00-797-3851	3	7	5910-00-987-1497	8	1
5905-00-806-4087	7	3	5905-00-995-8581	7	6
5905-00-810-2950	8	9			

## ADDITIONAL LATEST PART NUMBER ASSIGNMENTS

PART NUMBER	FSCM	FIG. NO.	ITEM NO.	PART NUMBER	FSCM	FIG. NO.	ITEM NO.
CTM104VD5	81349	8	4	C13(100HMSFORM1%W)	327	7	11
C12-502F	327	8	9	MIL93-15	81349	7	5
"C12(1,000OHMSFORM1%, "0.500W)"	327	7	16	RC08CE24751B	81349	7	6
"C12(900,000OHMSFORM1%0.500W)"	327	7	13	RN65D6192F	81349	8	10
				261002	65092	4	1
				6267-EF86	73445	9	34



RECOMMENDED CHANGES TO EQUIPMENT TECHNICAL MANUALS



**SOMETHING WRONG WITH THIS MANUAL?**

THEN... JOT DOWN THE DOPE ABOUT IT ON THIS FORM. TEAR IT OUT, FOLD IT AND DROP IT IN THE MAIL!

FROM: (YOUR UNIT'S COMPLETE ADDRESS)

Commander  
Stateside Army Depot  
ATTN: AMSTA-US  
Stateside, N.J. 07703

DATE 10 July 1975

PUBLICATION NUMBER

TM 11-5840-340-20P

DATE

23 Jan 78

TITLE

Radar Set AN/PRC-76

BE EXACT... PIN-POINT WHERE IT IS

PAGE NO.	PARA-GRAPH	FIGURE NO.	TABLE NO.
----------	------------	------------	-----------

33

44

45

19

IN THIS SPACE TELL WHAT IS WRONG AND WHAT SHOULD BE DONE ABOUT IT:

For item 2, change the NSN to read: 5835-00-134-9186.  
Reason: Accuracy.

Identify the cover on the junction box (item no. 5).  
Reason: It is a separate item and is not called out on figure 19.

Add the cover of the junction box as an item in the listing for figure 19.  
Reason: Same as above.

TEAR ALONG DOTTED LINE

S  
A  
M  
P  
L  
E

TYPED NAME, GRADE OR TITLE, AND TELEPHONE NUMBER

SSG I. M. DeSpirito 999-1776

SIGN HERE:

*SSG I. M. DeSpirito*

DA FORM 2028-2  
1 AUG 74

P.S.--IF YOUR OUTFIT WANTS TO KNOW ABOUT YOUR MANUAL "FIND" MAKE A CARBON COPY OF THIS AND GIVE IT TO YOUR HEADQUARTERS.



RECOMMENDED CHANGES TO EQUIPMENT TECHNICAL MANUALS



# SOMETHING WRONG WITH THIS MANUAL?

THEN... JOT DOWN THE DOPE ABOUT IT ON THIS FORM, TEAR IT OUT, FOLD IT AND DROP IT IN THE MAIL!

FROM: (YOUR UNIT'S COMPLETE ADDRESS)

DATE

PUBLICATION NUMBER

TM 11-6625-599-40P-1

DATE

18 Aug 80

TITLE

Voltmeter, Electronic AN/USM-98A

BE EXACT... PIN-POINT WHERE IT IS

PAGE NO.

PARA-GRAPH

FIGURE NO.

TABLE NO.

IN THIS SPACE TELL WHAT IS WRONG AND WHAT SHOULD BE DONE ABOUT IT:

TEAR ALONG DOTTED LINE

TYPED NAME, GRADE OR TITLE, AND TELEPHONE NUMBER

SIGN HERE:

DA FORM 2028-2  
1 AUG 74

P.S.--IF YOUR OUTFIT WANTS TO KNOW ABOUT YOUR MANUAL "FIND," MAKE A CARBON COPY OF THIS AND GIVE IT TO YOUR HEADQUARTERS.

FILL IN YOUR  
UNIT'S ADDRESS

FOLD BACK

DEPARTMENT OF THE ARMY

OFFICIAL BUSINESS

PENALTY FOR PRIVATE USE, \$300

POSTAGE AND FEES PAID  
DEPARTMENT OF THE ARMY  
DOD-314



Commander  
US Army Communications and  
Electronics Materiel Readiness Command  
ATTN: DRSEL-ME-MQ  
Fort Monmouth, New Jersey 07703

TEAR ALONG DOTTED LINE

FOLD BACK



RECOMMENDED CHANGES TO EQUIPMENT TECHNICAL MANUALS



# SOMETHING WRONG WITH THIS MANUAL?

THEN... JOT DOWN THE DOPE ABOUT IT ON THIS FORM, TEAR IT OUT, FOLD IT AND DROP IT IN THE MAIL!

FROM: (YOUR UNIT'S COMPLETE ADDRESS)

DATE

PUBLICATION NUMBER

TM 11-6625-599-40P-1

DATE

18 Aug 80

TITLE

Voltmeter, Electronic AN/USM-98A

BE EXACT... PIN-POINT WHERE IT IS

IN THIS SPACE TELL WHAT IS WRONG AND WHAT SHOULD BE DONE ABOUT IT:

PAGE NO.	PARA-GRAPH	FIGURE NO.	TABLE NO.
----------	------------	------------	-----------

TEAR ALONG DOTTED LINE

TYPED NAME, GRADE OR TITLE, AND TELEPHONE NUMBER

SIGN HERE:

FILL IN YOUR  
UNIT'S ADDRESS

FOLD BACK

DEPARTMENT OF THE ARMY

OFFICIAL BUSINESS

PENALTY FOR PRIVATE USE, \$300

POSTAGE AND FEES PAID  
DEPARTMENT OF THE ARMY  
DOD-314



Commander  
US Army Communications and  
Electronics Materiel Readiness Command  
ATTN: DRSEL-ME-MQ  
Fort Monmouth, New Jersey 07703

FOLD BACK

TEAR ALONG DOTTED LINE

RECOMMENDED CHANGES TO EQUIPMENT TECHNICAL MANUALS



# SOMETHING WRONG WITH THIS MANUAL?

THEN... JOT DOWN THE DOPE ABOUT IT ON THIS FORM, TEAR IT OUT, FOLD IT AND DROP IT IN THE MAIL!

FROM: (YOUR UNIT'S COMPLETE ADDRESS)

DATE

PUBLICATION NUMBER

TM 11-6625-599-40P-1

DATE

18 Aug 80

TITLE

Voltmeter, Electronic AN/USM-98A

BE EXACT... PIN-POINT WHERE IT IS

IN THIS SPACE TELL WHAT IS WRONG AND WHAT SHOULD BE DONE ABOUT IT:

PAGE NO.

PARA-GRAPH

FIGURE NO.

TABLE NO.

TEAR ALONG DOTTED LINE

TYPED NAME, GRADE OR TITLE, AND TELEPHONE NUMBER

SIGN HERE:

DA FORM 2028-2  
1 AUG 74

P.S.--IF YOUR OUTFIT WANTS TO KNOW ABOUT YOUR MANUAL "FIND," MAKE A CARBON COPY OF THIS AND GIVE IT TO YOUR HEADQUARTERS.

FILL IN YOUR  
UNIT'S ADDRESS

FOLD BACK

DEPARTMENT OF THE ARMY

OFFICIAL BUSINESS

PENALTY FOR PRIVATE USE, \$300

POSTAGE AND FEES PAID  
DEPARTMENT OF THE ARMY  
DOD-314



Commander  
US Army Communications and  
Electronics Materiel Readiness Command  
ATTN: DRSEL-ME-MQ  
Fort Monmouth, New Jersey 07703

TEAR ALONG DOTTED LINE

FOLD BACK

REVERSE OF DA FORM 2028-2

☆ U.S. GOVERNMENT PRINTING OFFICE: 1980 O-603-128/268

By Order of the Secretary of the Army:

E. C. MEYER  
*General, United States Army*  
*Chief of Staff*

Official:

J. C. PENNINGTON  
*Major General, United States Army*  
*The Adjutant General*

DISTRIBUTION:

Active Army

HISA (Ft Monmouth) (21)  
USAINSCOM (2)  
COE(1)  
TSG(1)  
USAARENBD(1)  
DARCOM(1)  
TRADOC(2)  
OS Maj Comd (4)  
TECOM (2)  
USACC (4)  
MDW (1)  
Armies (2)  
Corps (2)  
Svc Colleges (1)  
USASIGS (5)  
USAADS (2)  
USAFAS (2)  
USAARMS (2)  
USAIS (2)  
USAES (2)  
USAICS (3)  
MAAG (1)  
USARMIS (1)  
USAERDAA (1)

USAERDAW (1)  
Ft Gordon (10)  
Ft Carson (5)  
Ft Gillem (10)  
Ft Richardson (CERCOM Ofc) (2)  
Army Dep (1) except  
SAAD (30)  
TOAD (14)  
SHAD (2)  
USA Dep (1)  
Sig Sec USA Dep (1)  
Units org under fol TOE:  
29-207 (2)  
29-610 (2)  
11-16 (1)  
11-97 (1)  
11-98(1)  
11-117 (1)  
11-302 (1)  
11-500 (AA-AC)(1)  
29-134 (1)  
29-136(1)  
29-427 (1)  
29-500 (1)

NG: State AG (3): Units- None

USAR: None

For explanation of abbreviations used see, AR 310-50

DEPARTMENT OF THE ARMY  
US ARMY AG PUBLICATIONS CENTER  
1655 WOODSON ROAD  
ST. LOUIS, MISSOURI 63114

OFFICIAL BUSINESS  
PENALTY FOR PRIVATE USE \$300

POSTAGE AND FEES PAID  
DEPARTMENT OF THE ARMY  
DOD 314

